
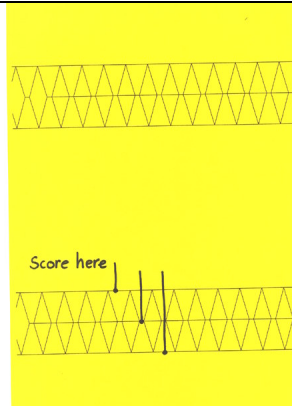



Christmas Cracker Template




1. Print Template on thin card.



2. Score on the three horizontal lines as shown. This gives a nice clean fold. To score, run a knife or scissors along the black lines, using a ruler as your guide. Be careful not to cut right through the card! Do the same with the other horizontal lines



3. Fold along the middle scored lines and cut out the triangles. When you open it out you will have diamond shaped holes as shown.



4. Join up the Cracker as marked on template. Fold in the diamond cutouts, leaving one side open to add cracker snap/gift/hat/joke etc.

5. Have fun decorating!

For more fun ideas visit www.brainegames.com

Jane Buckley 